

Breast Augmentation with Fat Injection

Enhance Naturally, Feel Beautiful!

BREAST AUGMENTATION WITH FAT INJECTION OVERVIEW

Breast Augmentation with Fat Injection, also known as Autologous Fat Transfer Breast Augmentation, is a natural alternative to breast implants.

This procedure enhances breast volume and shape using the patient's own fat, eliminating the need for synthetic implants. It is a preferred option for women seeking a subtle, natural enhancement without foreign materials.

BREAST AUGMENTATION WITH FAT INJECTION PROCEDURE



Pre-Surgery Consultation & Preparation

Comprehensive consultation with a plastic surgeon to evaluate breast size, fat availability, and desired results. Pre-operative tests to ensure patient safety. Patients are advised to stop smoking and avoid blood-thinning medications before surgery.

Fat Harvesting via Liposuction

Liposuction is performed on areas with excess fat, such as the abdomen, thighs, hips, or flanks. A small cannula is used to gently remove fat while preserving fat cell integrity. Through MTTurkey, patients also benefit from body contouring along with breast enhancement.

Fat Purification & Processing

The harvested fat undergoes a purification process to remove impurities, excess fluids, and damaged fat cells. Only the highest quality fat cells are used for injection to ensure maximum survival and long-lasting results.

Fat Injection into the Breasts

The purified fat is strategically injected into different layers of the breast tissue to create a natural, even enhancement. Surgeons use a micro-droplet technique to ensure optimal fat survival and a smooth, natural result. No implants are used, and the procedure leaves no major scars.

STEP-BY-STEP OPERATION GUIDE



OPERATION PROCESS

			
Total Stay 5-6 Days	Operation Duration 2-3 Hours	Anesthesia Type General	Options -

RECOVERY PROCESS AFTER BREAST AUGMENTATION WITH FAT INJECTION



First 24-48 Hours: Mild swelling, bruising, and soreness in both donor and breast areas. Pain medication is prescribed to manage discomfort.




First Week: Patients must wear a compression garment on liposuctioned areas. A special bra is recommended to support the breasts.

2-3 Weeks: Swelling begins to subside, and results start to appear more natural. Patients can resume light activities, but no strenuous exercises.

4-6 Weeks: Most swelling disappears, and final breast shape is visible. Normal activities, including exercise, can be resumed.

3-6 Months: The final results settle as the fat integrates with the breast tissue.

BREAST AUGMENTATION WITH FAT INJECTION BEFORE / AFTER





Phone and WhatsApp

EN: **+90 549 177 40 07**

RU: **+90 530 070 39 14**

info@mtturkey.com

www.mtturkey.com

RIXOS DOWNTOWN HOTEL

Meltem Mh. Sakıp Sabancı Blv. No:3B Antalya TÜRKİYE